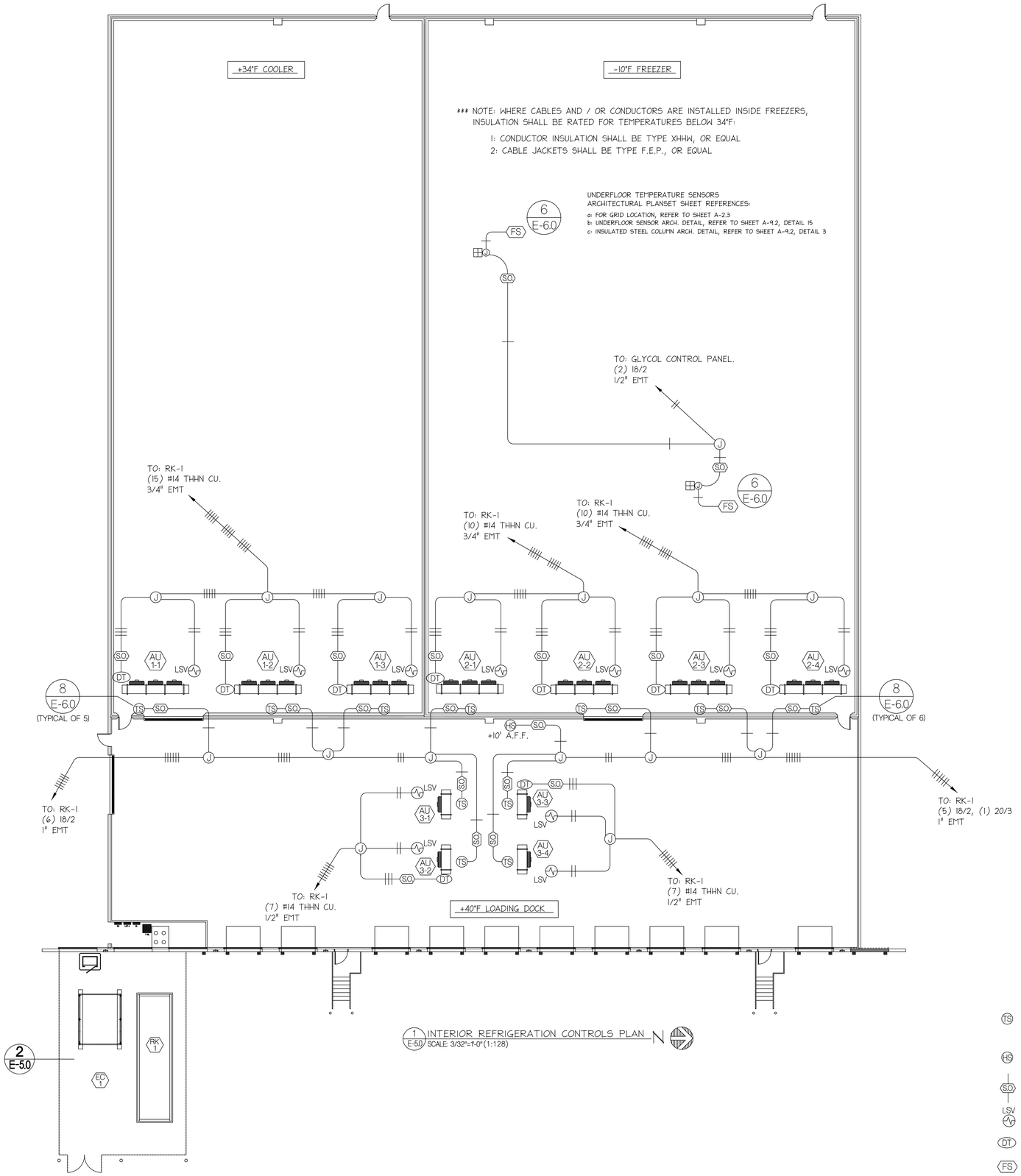

1 E-5.0 INTERIOR REFRIGERATION CONTROLS PLAN
SCALE 3/32"=1'-0"(1:128)

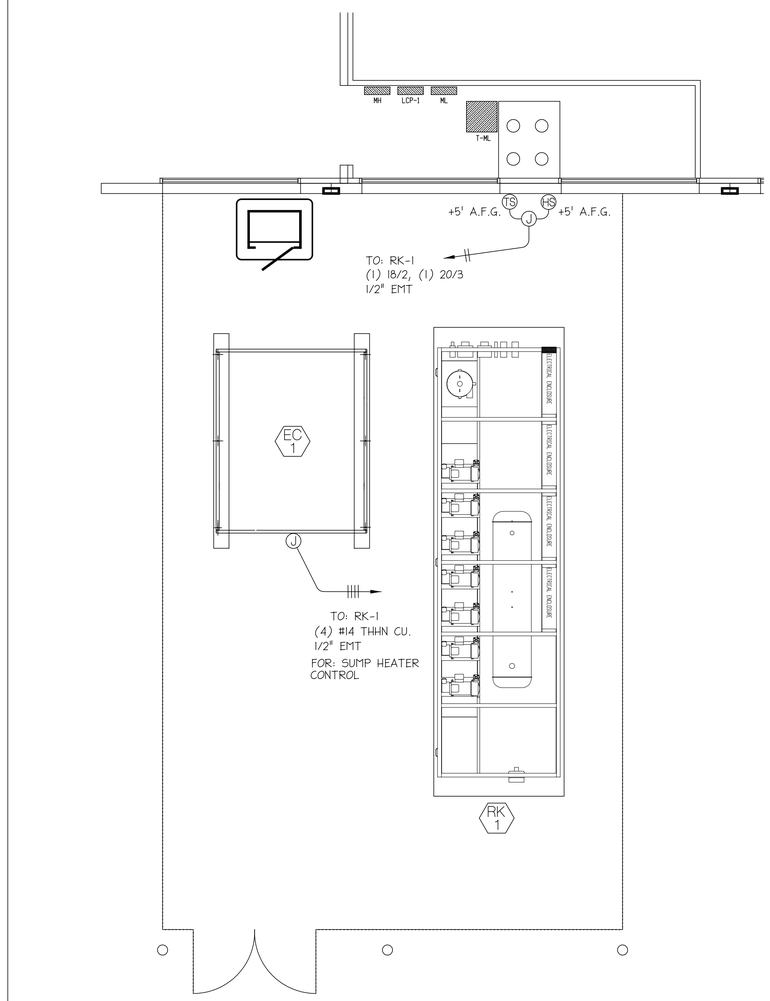

2 E-5.0 REFRIGERATION EQUIPMENT CONTROLS PLAN
SCALE: 1/4"=1'-0" (1:48)

*** NOTE: WHERE CABLES AND / OR CONDUCTORS ARE INSTALLED INSIDE FREEZERS, INSULATION SHALL BE RATED FOR TEMPERATURES BELOW 34°F:

1: CONDUCTOR INSULATION SHALL BE TYPE XHHW, OR EQUAL
2: CABLE JACKETS SHALL BE TYPE F.E.P., OR EQUAL

UNDERFLOOR TEMPERATURE SENSORS
ARCHITECTURAL PLANSET SHEET REFERENCES:

a: FOR GRID LOCATION, REFER TO SHEET A-2.3
b: UNDERFLOOR SENSOR ARCH. DETAIL, REFER TO SHEET A-9.2, DETAIL 15
c: INSULATED STEEL COLUMN ARCH. DETAIL, REFER TO SHEET A-9.2, DETAIL 3

SYMBOLS LEGEND

- (TS) = TEMPERATURE SENSOR. (1) 18/2 SHIELDED CABLE TO RACK "R-1".
  SEE SHEET E-6.0, DRAWING #8 FOR COLD ROOM WALL MOUNTING DETAIL.
  (MOUNTING HEIGHT - COLD ROOMS: + 10'-0" A.F.F.)
  (MOUNTING HEIGHT - AT RK-1: + 5'-0" A.F.G.)
- (HS) = RELATIVE HUMIDITY SENSOR. (1) 20/3 SHIELDED CABLE TO RACK "R-1".
  (MOUNTING HEIGHT - LOADING DOCK: + 10'-0" A.F.F.)
  (MOUNTING HEIGHT - AT RK-1: + 5'-0" A.F.G.)
- (SO) = SEAL OFF.
  SEE SHEET E-6.0, DRAWING #7 FOR CEILING PENETRATION DETAIL.
- (LSV) = LIQUID SOLENOID VALVE. (2) #14 THHN TO RACK "R-1".
  (LOCATED ABOVE CEILING)
- (DT) = DEFROST TERMINATIONS / FAN DELAY. (3) #14 THHN TO RACK "R-1".
  (LOCATED ON EVAPORATOR)
- (FS) = UNDERFLOOR TEMPERATURE SENSOR ASSEMBLY. (1) 18/2 SHIELDED CABLE TO RACK "RK-1"
  SEE SHEET E-6.0, DRAWING #6 FOR LAYOUT DETAIL.
- (J) = JUNCTION BOX

*** MINIMUM CONDUCTOR SIZES - PER CABLES ***

A: ANALOG TEMPERATURE SENSORS: (1) 22/2 SHIELDED CABLE
B: RELATIVE HUMIDITY SENSORS: (1) 22/3 SHIELDED CABLE

*** NOTE: WHERE CABLES AND / OR CONDUCTORS ARE INSTALLED INSIDE FREEZERS, INSULATION SHALL BE RATED FOR TEMPERATURES BELOW 34°F:

1: CONDUCTOR INSULATION SHALL BE TYPE XHHW, OR EQUAL
2: CABLE JACKETS SHALL BE TYPE F.E.P., OR EQUAL

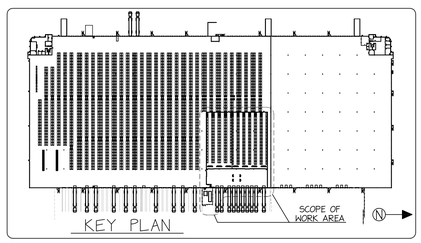

KEY PLAN

REV.	DESCRIPTION	BY	DATE
1	O.C. REVISIONS-PER SCE	S.T	10/22/2012

ELECTRICAL CONTRACTOR ★ E-1254 ★ STATE OF KALEEFORNIYAYE
JOSE A. INJUNEAR
EEE-YOWCH! ELECTRICAL SERVICE COMPANY
LICENSE NO. 123456789
EXP. 02/28/2018

EEEYOWCH ELECTRIC SERVICE, INC.
Jose Canusee- Electrical Contractor
Eyear A Injunear- Electrical Design Engineer
5150 N. SOUTHWESTALLEYOVRTHERE ST. EAST
HEEREINTHASTATEOF, KALEEFORNIYAYE. 987654-3210
Phone: (8001) 555-12121 Fax: (000) 867-5309

State of Kaleefornyaya Contractor's License: C10-000 ou512 Expiry Date: 02/35/2018

EEE-YOWCH! ELECTRICAL SERVICE COMPANY

PROJECT:
LARRY, MOE AND CURLEY COLD STORAGE
TRIPLESTOOGE DISTRIBUTION CENTER
00086 THOYTEE-THOYED AVE.
TRIPLESTOOGE, CA. 987654-0123

PLANCHECK SUBMIT SET 00/00/20XX

DATE	00/00/20XX
SCALE	AS SHOWN
DRAWN	S.E.T.
REVISED	–
JOB No	LMCCS-ZB000
CAD ID:	LMCCS-ZB000-E5.0
SHEET	E-5.0

Scott <> Sat Jun-04-2011 2:23P <> E:\JOBS_2010\ALPHA\AENB_12032010\EON_EDU_06042011\E_SHEETS_R2\E5_0.dwg